

Recent Data on Banana Kelly High School*

965 LONGWOOD AVENUE, BRONX, NY

The NYPD says that there are a lot of police department incidents, but most are non-criminal.

Police department incidents in the building:

	This school	This school, per 1000	Citywide, per 1000
# of violent crimes	1	1.3	0.9
# of property crimes	3	4.1	0.8
# of other crimes	15	19.6	7.5
# of non-criminal	24	31.3	19.2
total #	43	56.1	28.4

NOTE: No separate data is available for this school. Multiple schools are found at a single address, and the incident data have been consolidated so that the same data are reported for all those schools. These schools are: New School for Arts and Sciences.

However, suspensions continue to increase.

Suspensions (04-05):

This school	This School, per 1000	Citywide, per 1000
5	18.8	73.2

This leads to disengagement, as evidenced by low attendance.

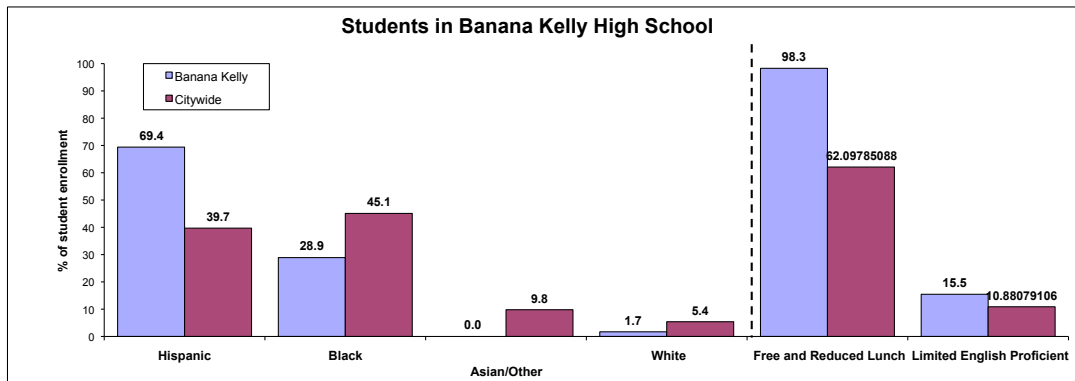
Student Attendance (04-05):

This School	Citywide
85.6%	82.5%

Average Teacher Days Absent:

This School	Citywide
5.0	9.6

Our School is predominately low income families of color.



Our school is overcrowded and under-resourced with inexperienced staff.

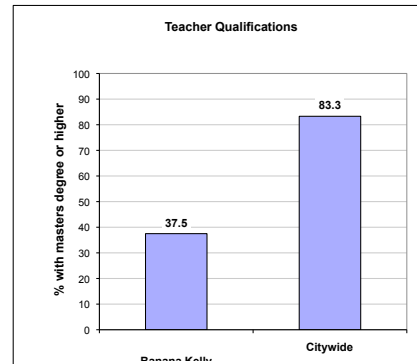
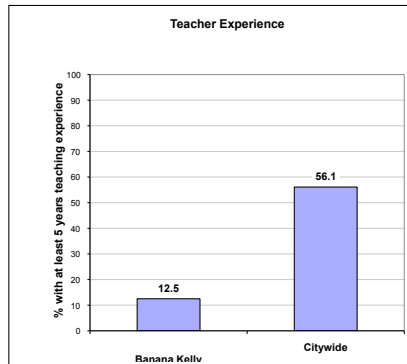
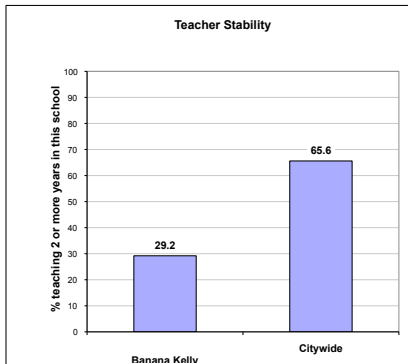
Average Spending per Student (04-05)

This School	Citywide
\$13,355	\$11,607

School Capacity

This School	Citywide
90.9	103.5

Teachers in Banana Kelly High School

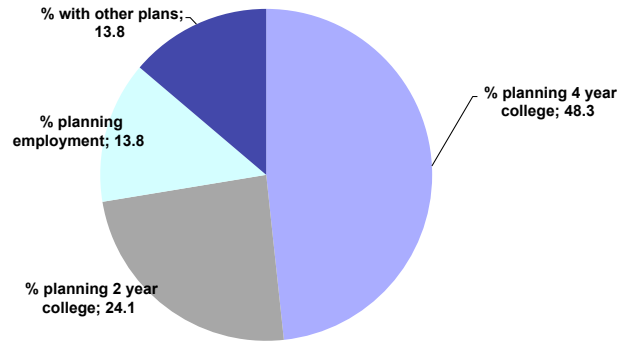


* All data is from the 2005-06 school year, unless otherwise noted.

Our students want to go to college, but only 51.1% are graduating in 4 years.

# of students in the class of 2006:	45
graduation rate	51.1%
% taking the SAT	39.0%

Post graduation plans of Banana Kelly High School graduates



NOTE: no students reported to "planning military service".

Recent Data on Bronx Engineering and Technology Academy*

99 TERRACE VIEW AVENUE, BRONX, NY

The NYPD says that there are a lot of police department incidents, but most are non-criminal.

Police department incidents in the building:

	This school	This school, per 1000	Citywide, per 1000
# of violent crimes	9	1.9	0.9
# of property crimes	2	0.4	0.8
# of other crimes	41	8.8	7.5
# of non-criminal	164	35.3	19.2
total #	216	46.6	28.4

NOTE: No separate data is available for this school. Multiple schools are found at a single address, and the incident data have been consolidated so that the same data are reported for all those schools. These schools are: all schools on the John F. Kennedy HS campus.

However, suspensions continue to increase.

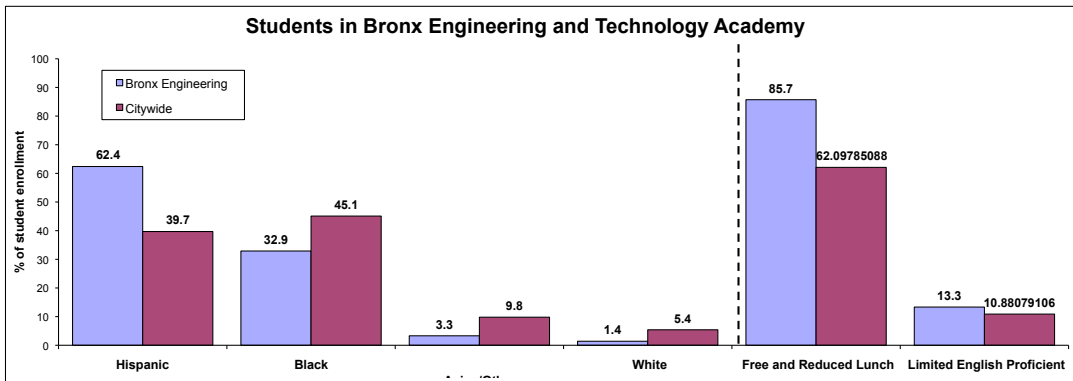
Suspensions (04-05):

This school	This School, per 1000	Citywide, per 1000
9	84.9	73.2

This leads to disengagement, as evidenced by low attendance.

Student Attendance (04-05):		Average Teacher Days Absent:	
This School	Citywide	This School	Citywide
83.8%	82.5%	9.8	9.6

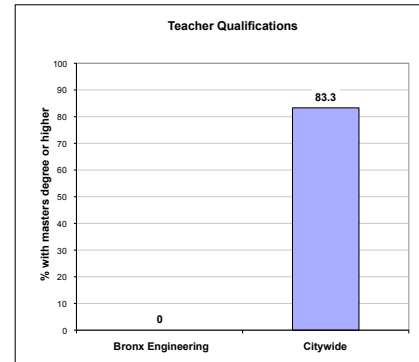
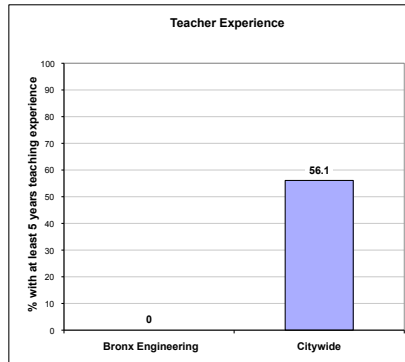
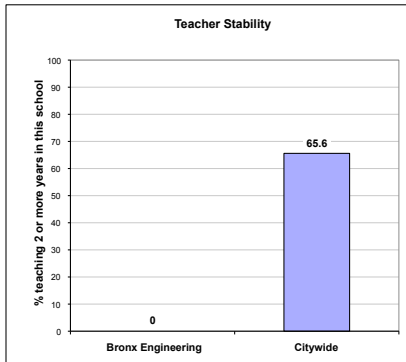
Our School is predominately low income families of color.



Our school is overcrowded and under-resourced with inexperienced staff.

Average Spending per Student (04-05)		School Capacity	
This School	Citywide	This School	Citywide
N/A	\$11,607	138.2	103.5

Teachers in Bronx Engineering and Technology Academy



* All data is from the 2005-06 school year, unless otherwise noted.

Recent Data on Bronx Guild*

1980 LAFAYETTE AVENUE, BRONX, NY

The NYPD says that there are a lot of police department incidents, but most are non-criminal.

Police department incidents in the building:

	This school	This school, per 1000	Citywide, per 1000
# of violent crimes	3	0.8	0.9
# of property crimes	4	1	0.8
# of other crimes	31	7.8	7.5
# of non-criminal	133	33.5	19.2
total #	171	43.1	28.4

NOTE: No separate data is available for this school. Multiple schools are found at a single address, and the incident data have been consolidated so that the same data are reported for all those schools. These schools are: all schools on the Adlai E. Stevenson Campus.

However, suspensions continue to increase.

Suspensions (04-05):

	This school	This School, per 1000	Citywide, per 1000
	7	27	73.2

This leads to disengagement, as evidenced by low attendance.

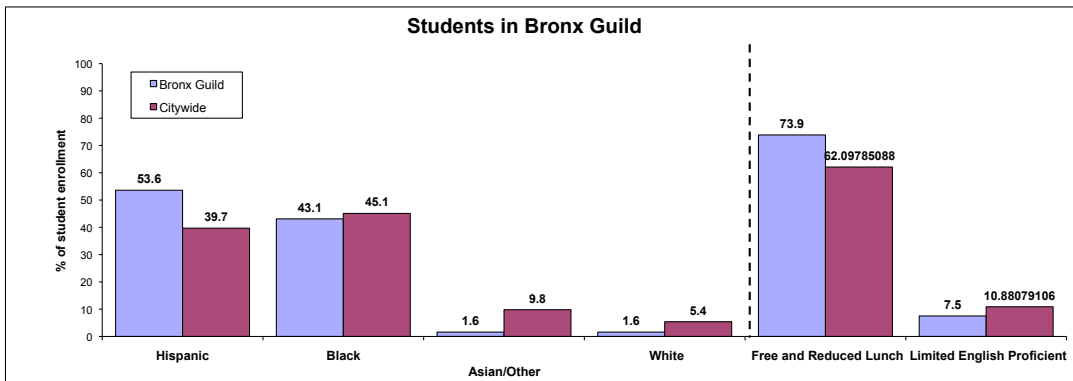
Student Attendance (04-05):

	This School	Citywide
	86.7%	82.5%

Average Teacher Days Absent:

	This School	Citywide
	9.6	9.6

Our School is predominately low income families of color.



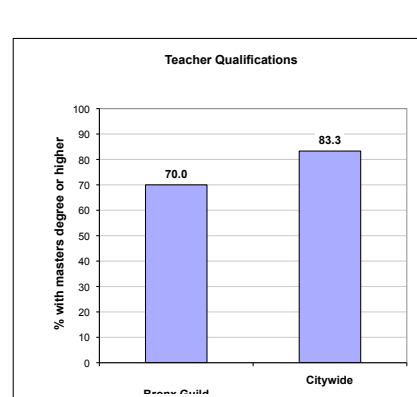
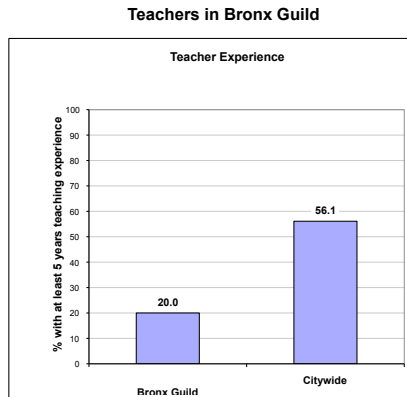
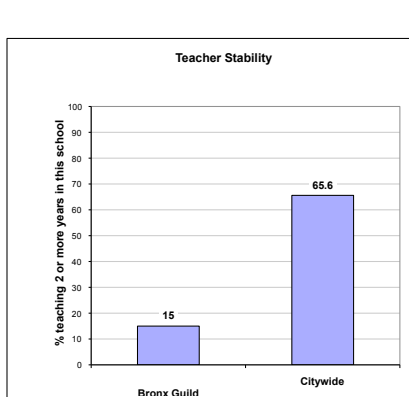
Our school is overcrowded and under-resourced with inexperienced staff.

Average Spending per Student (04-05)

	This School	Citywide
	\$11,530	\$11,607

School Capacity

	This School	Citywide
	79.1	103.5

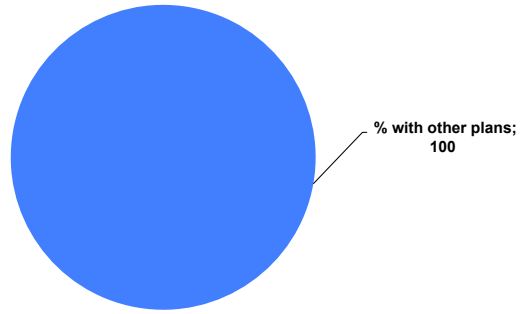


* All data is from the 2005-06 school year, unless otherwise noted.

Our students want to go to college, but only 76.0% are graduating in 4 years.

# of students in the class of 2006:	66
graduation rate	76.0%
% taking the SAT	29.7%

Post graduation plans of Bronx Guild graduates



NOTE: no students reported to: "planning 4 year college", "planning 2 year college, "planning employment, or "planning military service".

Recent Data on Bronx HS for Performance and Stagecraft*

1619 BOSTON ROAD, BRONX, NY

The NYPD says that there are a lot of police department incidents, but most are non-criminal.

Police department incidents in the building:

	This school	This school, per 1000	Citywide, per 1000
# of violent crimes	0	0	0.9
# of property crimes	2	2.4	0.8
# of other crimes	7	8.5	7.5
# of non-criminal	11	13.3	19.2
total #	20	24.2	28.4

NOTE: No separate data is available for this school. Multiple schools are found at a single address, and the incident data have been consolidated so that the same data are reported for all those schools. These schools are: JHS 098.

However, suspensions continue to increase.

Suspensions (04-05):

	This school	This School, per 1000	Citywide, per 1000
	N/A	N/A	73.2

This leads to disengagement, as evidenced by low attendance.

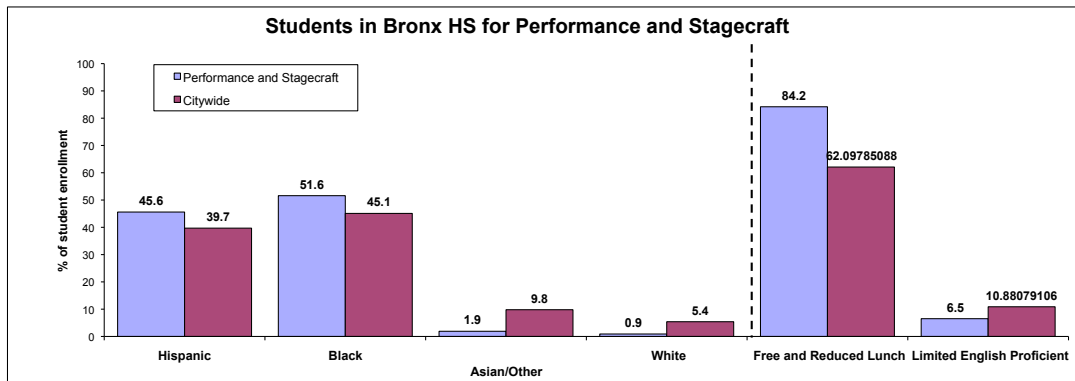
Student Attendance (04-05):

	This School	Citywide
	N/A	82.5%

Average Teacher Days Absent:

	This School	Citywide
	8.6	9.6

Our School is predominately low income families of color.



Our school is overcrowded and under-resourced with inexperienced staff.

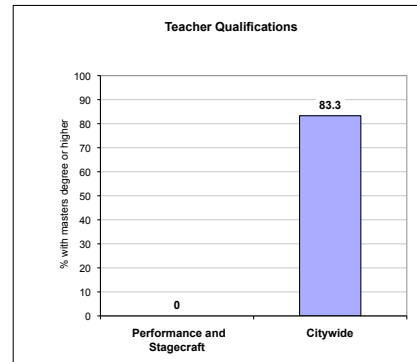
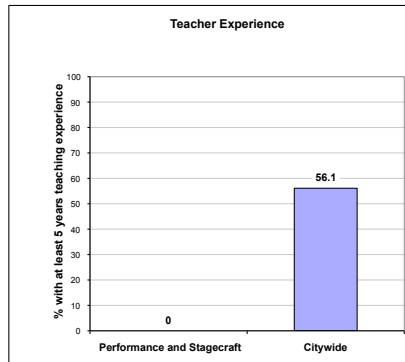
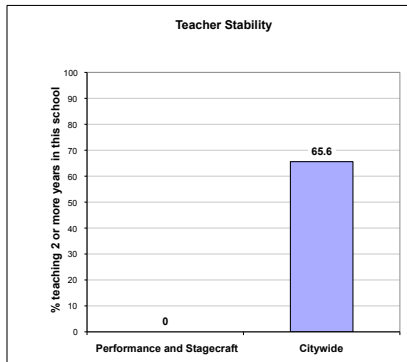
Average Spending per Student (04-05)

	This School	Citywide
	N/A	\$11,607

School Capacity

	This School	Citywide
	51.4	103.5

Teachers in Bronx HS for Performance and Stagecraft



* All data is from the 2005-06 school year, unless otherwise noted.

Recent Data on Bronx School of Law and Finance*

99 TERRACE VIEW AVENUE, BRONX, NY

The NYPD says that there are a lot of police department incidents, but most are non-criminal.

Police department incidents in the building:

	This school	This school, per 1000	Citywide, per 1000
# of violent crimes	9	1.9	0.9
# of property crimes	2	0.4	0.8
# of other crimes	41	8.8	7.5
# of non-criminal	164	35.3	19.2
total #	216	46.6	28.4

NOTE: No separate data is available for this school. Multiple schools are found at a single address, and the incident data have been consolidated so that the same data are reported for all those schools. These schools are: all schools on the John F. Kennedy HS campus.

However, suspensions continue to increase.

Suspensions (04-05):

	This school	This School, per 1000	Citywide, per 1000
	8	40.2	73.2

This leads to disengagement, as evidenced by low attendance.

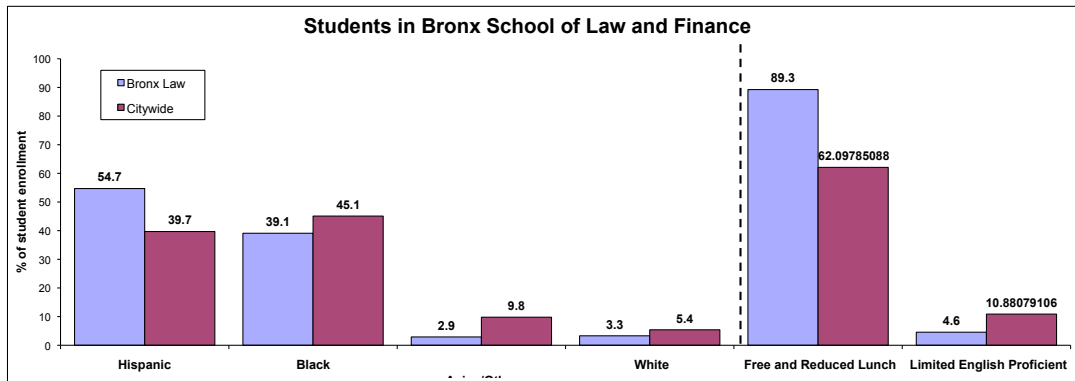
Student Attendance (04-05):

	This School	Citywide
	87.1%	82.5%

Average Teacher Days Absent:

	This School	Citywide
	6.5	9.6

Our School is predominately low income families of color.



Our school is overcrowded and under-resourced with inexperienced staff.

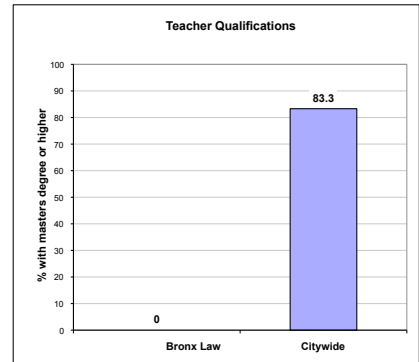
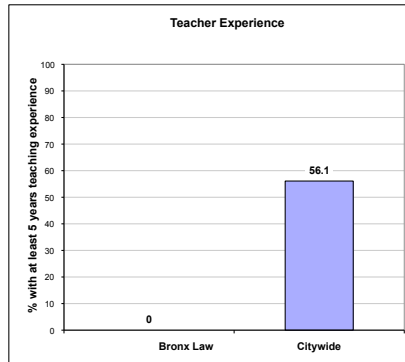
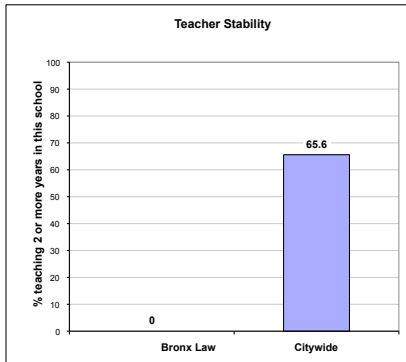
Average Spending per Student (04-05)

	This School	Citywide
	N/A	\$11,607

School Capacity

	This School	Citywide
	128.5	103.5

Teachers in Bronx School of Law and Finance



* All data is from the 2005-06 school year, unless otherwise noted.

Recent Data on Celia Cruz Bronx High School of Music*

2780 RESERVOIR AVENUE SOUTH, BRONX, NY

The NYPD says that there are a lot of police department incidents, but most are non-criminal.

Police department incidents in the building:

	This school	This school, per 1000	Citywide, per 1000
# of violent crimes	2	0.7	0.9
# of property crimes	3	1	0.8
# of other crimes	22	7.4	7.5
# of non-criminal	97	32.5	19.2
total #	124	41.6	28.4

NOTE: No separate data is available for this school. Multiple schools are found at a single address, and the incident data have been consolidated so that the same data are reported for all those schools. These schools are: all schools on the Walton HS campus.

However, suspensions continue to increase.

Suspensions (04-05):

	This school	This School, per 1000	Citywide, per 1000
	30	191.1	73.2

This leads to disengagement, as evidenced by low attendance.

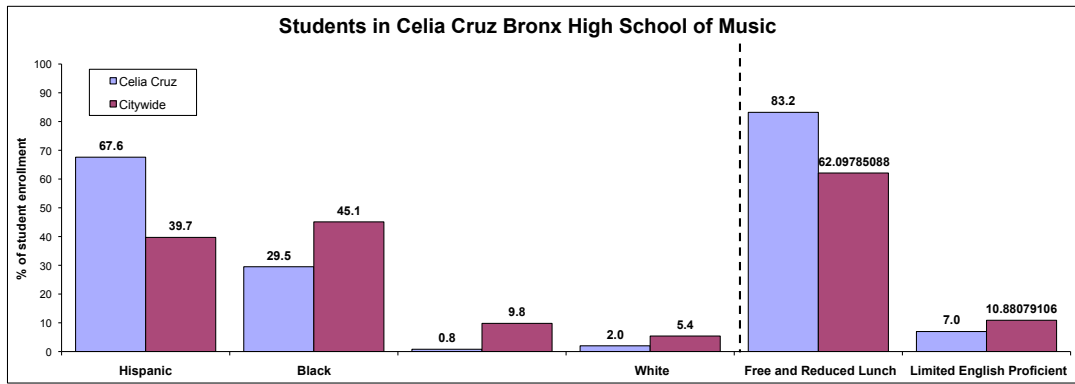
Student Attendance (04-05):

	This School	Citywide
	88.6%	82.5%

Average Teacher Days Absent:

	This School	Citywide
	6.1	9.6

Our School is predominately low income families of color.



Our school is overcrowded and under-resourced with inexperienced staff.

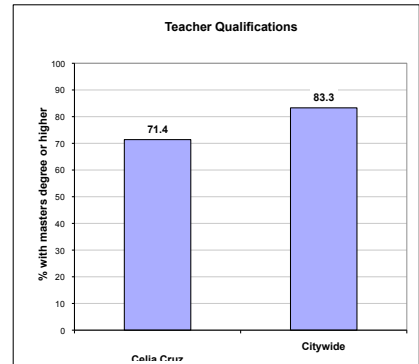
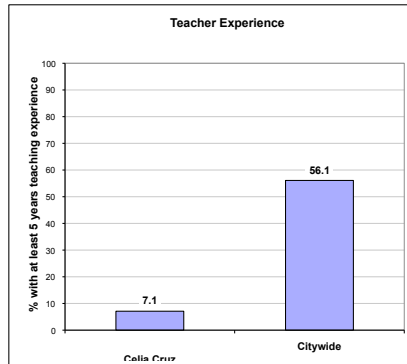
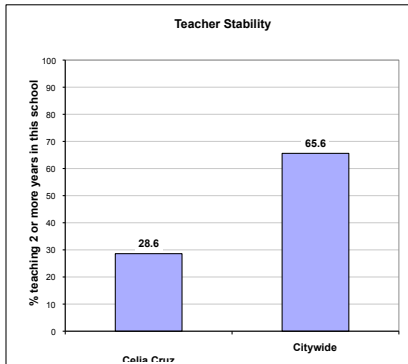
Average Spending per Student (04-05)

	This School	Citywide
	\$13,935	\$11,607

School Capacity

	This School	Citywide
	151.6	103.5

Teachers in Celia Cruz Bronx High School of Music



* All data is from the 2005-06 school year, unless otherwise noted.

Recent Data on Dewitt Clinton High School*

100 WEST MOSHOLU PARKWAY SOUTH, BRONX, NY

The NYPD says that there are a lot of police department incidents, but most are non-criminal.

Police department incidents in the building:

	This school	This school, per 1000	Citywide, per 1000
# of violent crimes	3	0.7	0.9
# of property crimes	2	0.4	0.8
# of other crimes	29	6.4	7.5
# of non-criminal	111	24.5	19.2
total #	145	32	28.4

NOTE: No separate data is available for this school. Multiple schools are found at a single address, and the incident data have been consolidated so that the same data are reported for all those schools. These schools are Dewitt Clinton HS, Dewitt Clinton HS - GED.

However, suspensions continue to increase.

Suspensions (04-05):

This school	This School, per 1000	Citywide, per 1000
91	19.6	73.2

This leads to disengagement, as evidenced by low attendance.

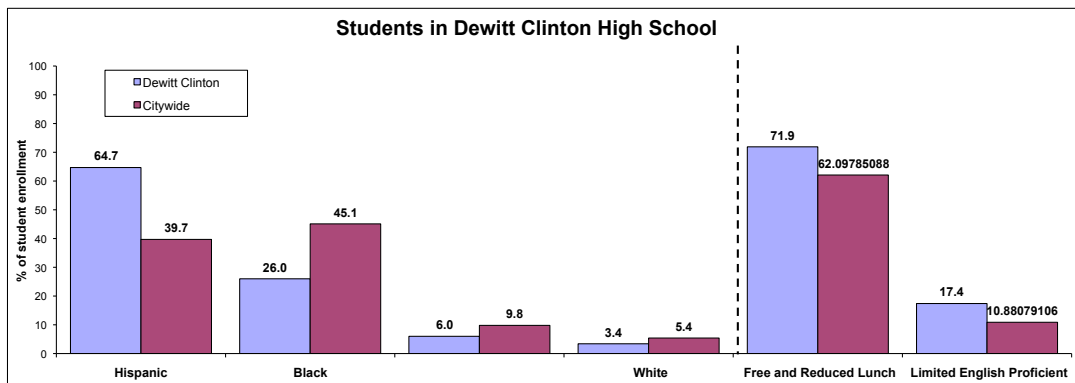
Student Attendance (04-05):

This School	Citywide
82.3	82.5%

Average Teacher Days Absent:

This School	Citywide
10.4	9.6

Our School is predominately low income families of color.



Our school is overcrowded and under-resourced with inexperienced staff.

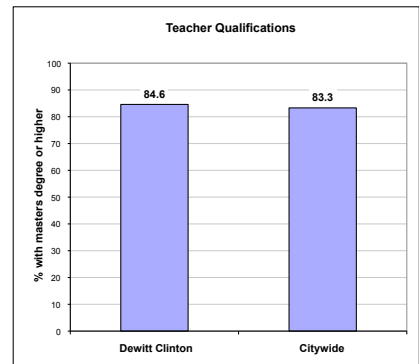
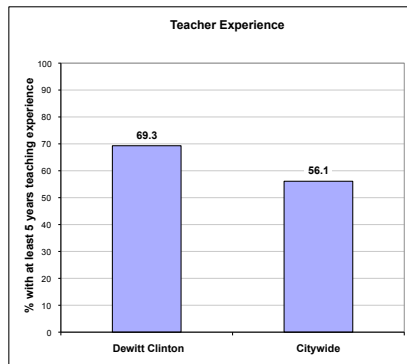
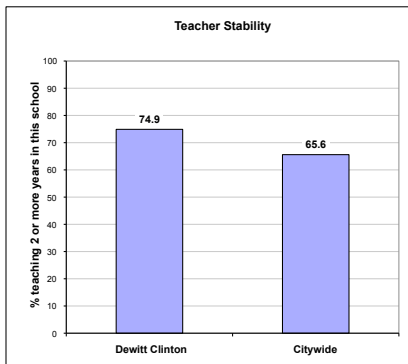
Average Spending per Student (04-05)

This School	Citywide
\$10,243	\$11,607

School Capacity

This School	Citywide
134.8	103.5

Teachers in Dewitt Clinton High School

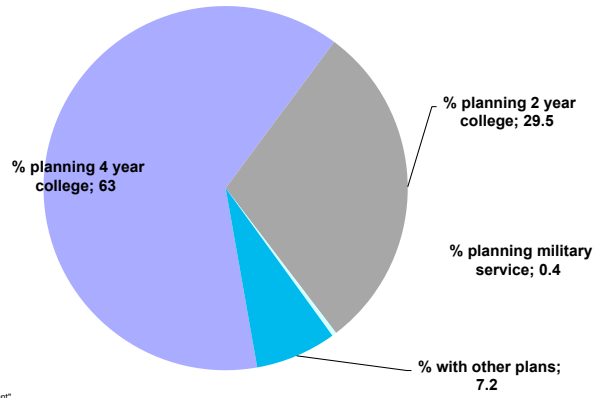


* All data is from the 2005-06 school year, unless otherwise noted.

Our students want to go to college, but only 54.5% are graduating in 4 years.

# of students in the class of 2006:	979
graduation rate	54.5%
% taking the SAT	36.1%

Post graduation plans of Dewitt Clinton graduates



NOTE: no students reported "planning employment".

Recent Data on Explorations Academy*

1595 BATHGATE AVENUE, BRONX, NY

The NYPD says that there are a lot of police department incidents, but most are non-criminal.

Police department incidents in the building:

	This school	This school, per 1000	Citywide, per 1000
# of violent crimes	0	0	0.9
# of property crimes	1	4.6	0.8
# of other crimes	3	13.7	7.5
# of non-criminal	4	18.3	19.2
total #	8	36.5	28.4

NOTE: No separate data is available for this school. Multiple schools are found at a single address, and the incident data have been consolidated so that the same data are reported for all those schools. These schools are: Valdus Prep.

However, suspensions continue to increase.

Suspensions (04-05):

This school	This School, per 1000	Citywide, per 1000
N/A	N/A	73.2

This leads to disengagement, as evidenced by low attendance.

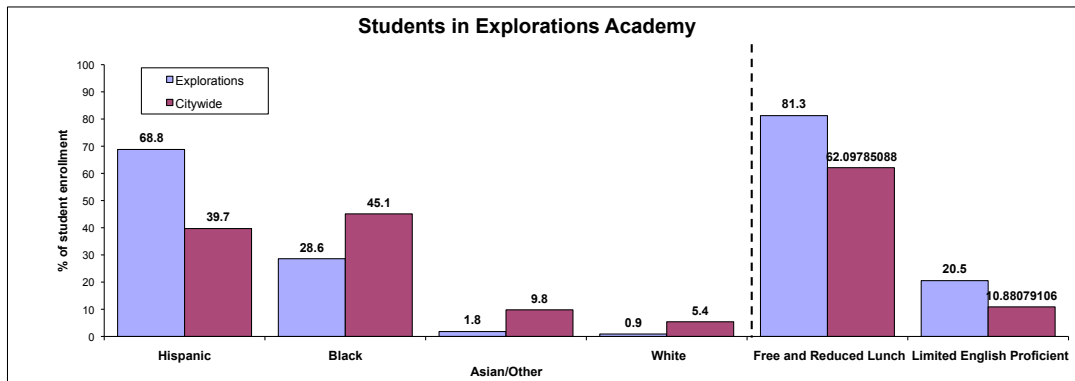
Student Attendance (04-05):

This School	Citywide
N/A	82.5%

Average Teacher Days Absent:

This School	Citywide
13.5	9.6

Our School is predominately low income families of color.



Our school is overcrowded and under-resourced with inexperienced staff.

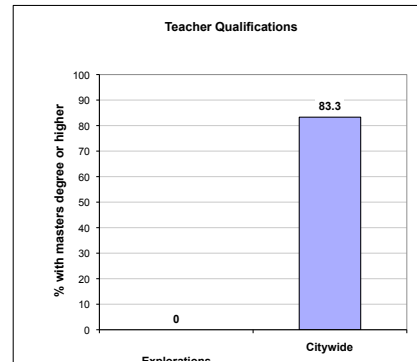
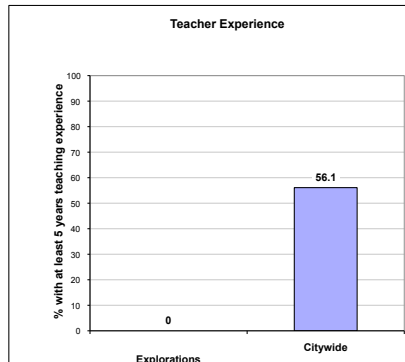
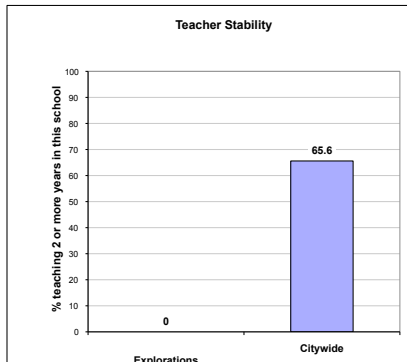
Average Spending per Student (04-05)

This School	Citywide
N/A	\$11,607

School Capacity

This School	Citywide
43.1	103.5

Teachers in Explorations Academy



* All data is from the 2005-06 school year, unless otherwise noted.

Recent Data on Gateway School of Envir. Research and Tech.*

1980 LAFAYETTE AVENUE, BRONX, NY

The NYPD says that there are a lot of police department incidents, but most are non-criminal.

Police department incidents in the building:

	This school	This school, per 1000	Citywide, per 1000
# of violent crimes	3	0.8	0.9
# of property crimes	4	1	0.8
# of other crimes	31	7.8	7.5
# of non-criminal	133	33.5	19.2
total #	171	43.1	28.4

NOTE: No separate data is available for this school. Multiple schools are found at a single address, and the incident data have been consolidated so that the same data are reported for all those schools. These schools are: all schools on the Adlai E. Stevenson Campus.

However, suspensions continue to increase.

Suspensions (04-05):

	This school	This School, per 1000	Citywide, per 1000
	16	94.7	73.2

This leads to disengagement, as evidenced by low attendance.

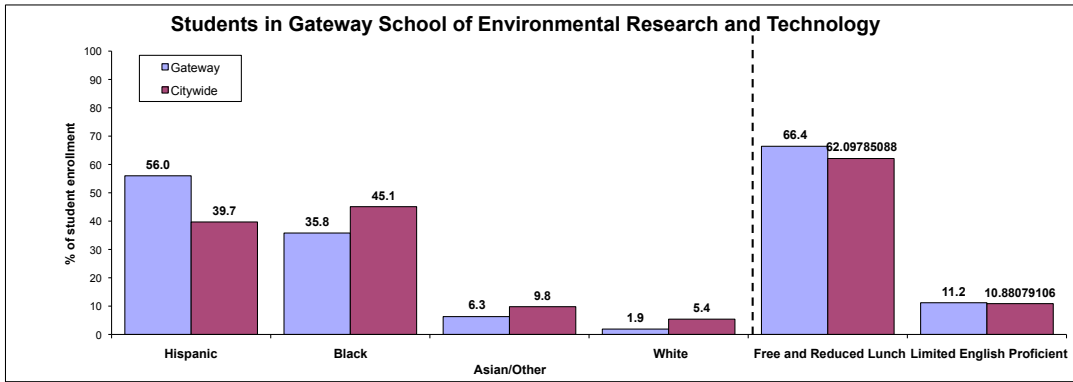
Student Attendance (04-05):

	This School	Citywide
	89.9%	82.5%

Average Teacher Days Absent:

	This School	Citywide
	9.3	9.6

Our School is predominately low income families of color.



Our school is overcrowded and under-resourced with inexperienced staff.

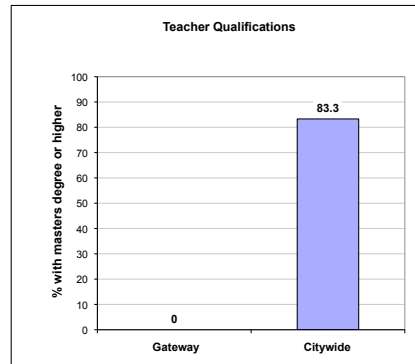
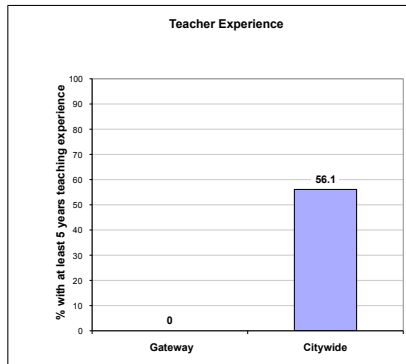
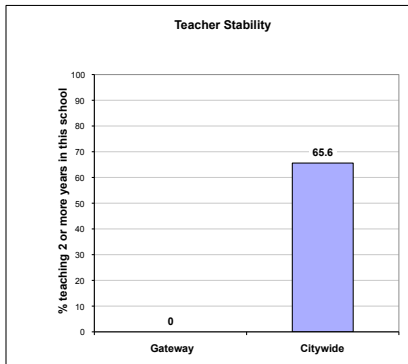
Average Spending per Student (04-05)

	This School	Citywide
	N/A	\$11,607

School Capacity

	This School	Citywide
	75.1	103.5

Teachers in Gateway School of Environmental Research and Technology



* All data is from the 2005-06 school year, unless otherwise noted.

Recent Data on High School for Teaching and the Professions*

2780 RESERVOIR AVENUE, BRONX, NY

The NYPD says that there are a lot of police department incidents, but most are non-criminal.

Police department incidents in the building:

	This school	This school, per 1000	Citywide, per 1000
# of violent crimes	2	0.7	0.9
# of property crimes	3	1.0	0.8
# of other crimes	22	7.4	7.5
# of non-criminal	97	32.5	19.2
total #	124	41.6	28.4

NOTE: No separate data is available for this school. Multiple schools are found at a single address, and the incident data have been consolidated so that the same data are reported for all those schools. These schools are: all schools on the Walton HS campus.

However, suspensions continue to increase.

Suspensions (04-05):

	This school	This School, per 1000	Citywide, per 1000
	22	52.0	73.2

This leads to disengagement, as evidenced by low attendance.

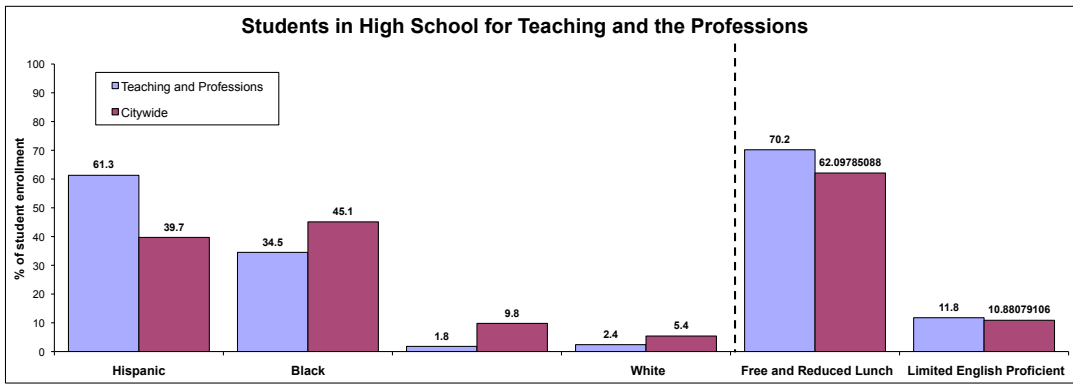
Student Attendance (04-05):

	This School	Citywide
	81.3%	82.5%

Average Teacher Days Absent:

	This School	Citywide
	9.6	9.6

Our School is predominately low income families of color.



Our school is overcrowded and under-resourced with inexperienced staff.

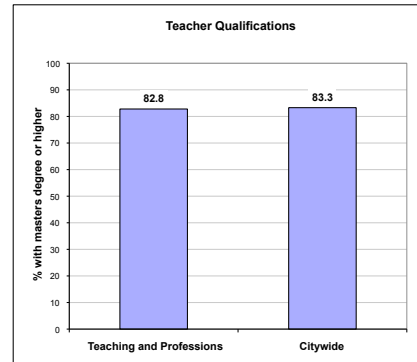
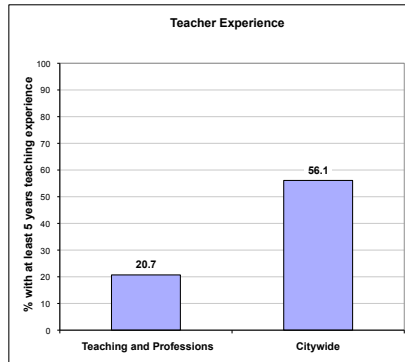
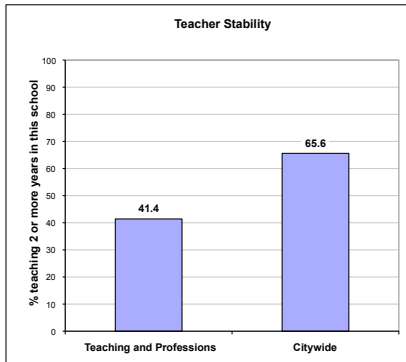
Average Spending per Student (04-05)

	This School	Citywide
	\$9,456	\$11,607

School Capacity

	This School	Citywide
	95	103.5

Teachers in High School for Teaching and the Professions

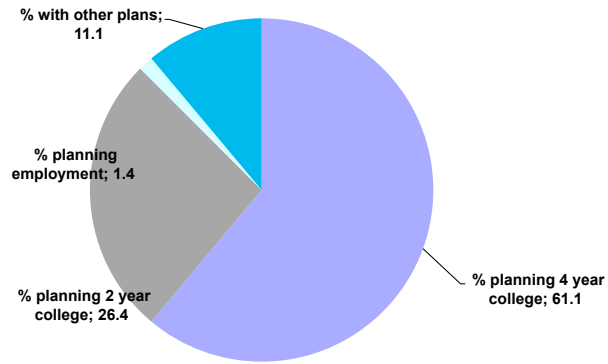


* All data is from the 2005-06 school year, unless otherwise noted.

Our students want to go to college, but only 53.6% are graduating in 4 years.

# of students in the class of 2006:	125
graduation rate	53.6%
% taking the SAT	32.8%

Post graduation plans of High School for Teaching and the Professions graduates



NOTE: no students reported "planning military service".

Recent Data on Leadership Institute*

1701 FULTON AVENUE, BRONX, NY

The NYPD says that there are a lot of police department incidents. but most are non-criminal.

	Police department incidents in the building:		
	This school	This school, per 1000	Citywide, per 1000
# of violent crimes	0	0	0.9
# of property crimes	0	0	0.8
# of other crimes	0	0	7.5
# of non-criminal	0	0	19.2
total #	0	0	28.4

However, suspensions continue to increase.

This school	Suspensions (04-05):	
	This School, per 1000	Citywide, per 1000
N/A	N/A	73.2

This leads to disengagement, as evidenced by low attendance.

Student Attendance (04-05):	
This School	Citywide
N/A	82.5%

Average Teacher Days Absent:	
This School	Citywide
7.4	9.6

Our School is predominately low income families of color.

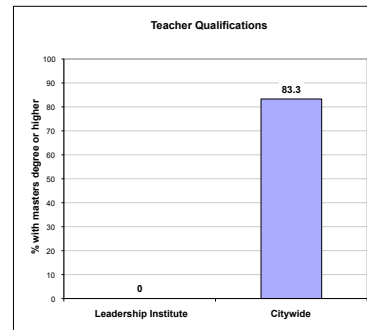
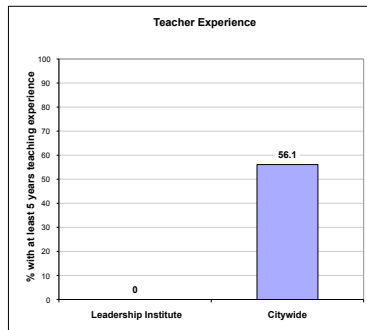
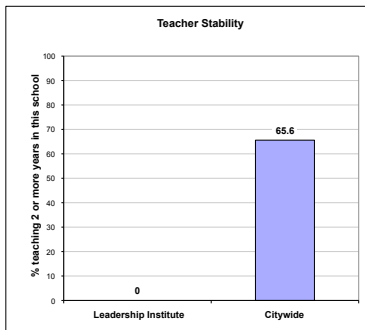


Our school is overcrowded and under-resourced with inexperienced staff.

Average Spending per Student (04-05)	
This School	Citywide
N/A	\$11,607

School Capacity	
This School	Citywide
101	103.5

Teachers in Leadership Institute



* All data is from the 2005-06 school year, unless otherwise noted.

Recent Data on Millennium Art Academy*

1980 LAFAYETTE AVENUE, BRONX, NY

The NYPD says that there are a lot of police department incidents, but most are non-criminal.

Police department incidents in the building:

	This school	This school, per 1000	Citywide, per 1000
# of violent crimes	3	0.8	0.9
# of property crimes	4	1	0.8
# of other crimes	31	7.8	7.5
# of non-criminal	133	33.5	19.2
total #	171	43.1	28.4

NOTE: No separate data is available for this school. Multiple schools are found at a single address, and the incident data have been consolidated so that the same data are reported for all those schools. These schools are: all schools on the Adlai E. Stevenson Campus.

However, suspensions continue to increase.

Suspensions (04-05):

This school	This School, per 1000	Citywide, per 1000
5	31.4	73.2

This leads to disengagement, as evidenced by low attendance.

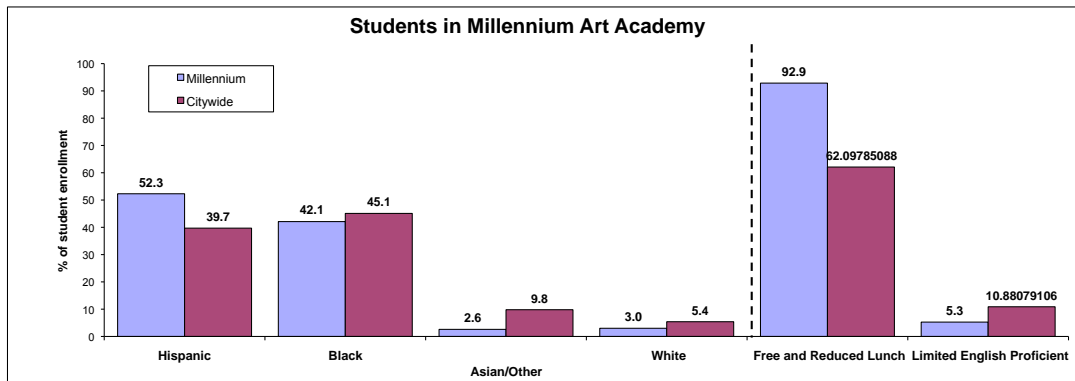
Student Attendance (04-05):

This School	Citywide
89.9%	82.5%

Average Teacher Days Absent:

This School	Citywide
4.8	9.6

Our School is predominately low income families of color.



Our school is overcrowded and under-resourced with inexperienced staff.

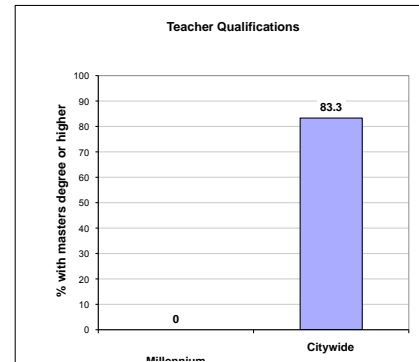
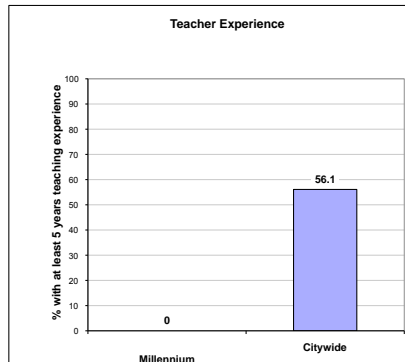
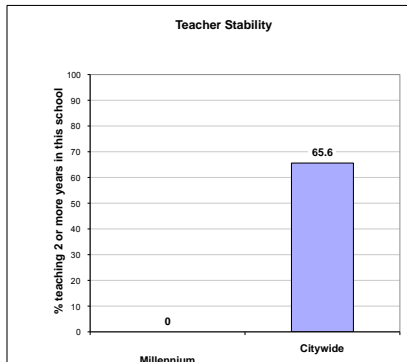
Average Spending per Student (04-05)

This School	Citywide
N/A	\$11,607

School Capacity

This School	Citywide
103.1	103.5

Teachers in Millennium Art Academy



* All data is from the 2005-06 school year, unless otherwise noted.

Recent Data on Pablo Neruda Academy for Arch. & World Studies*

1980 LAFAYETTE AVENUE, BRONX, NY

The NYPD says that there are a lot of police department incidents, but most are non-criminal.

Police department incidents in the building:

	This school	This school, per 1000	Citywide, per 1000
# of violent crimes	3	0.8	0.9
# of property crimes	4	1.0	0.8
# of other crimes	31	7.8	7.5
# of non-criminal	133	33.5	19.2
total #	171	43.1	28.4

NOTE: No separate data is available for this school. Multiple schools are found at a single address, and the incident data have been consolidated so that the same data are reported for all those schools. These schools are: all schools on the Adlai E. Stevenson Campus.

However, suspensions continue to increase.

Suspensions (04-05):

This school	This School, per 1000	Citywide, per 1000
24	145.5	73.2

This leads to disengagement, as evidenced by low attendance.

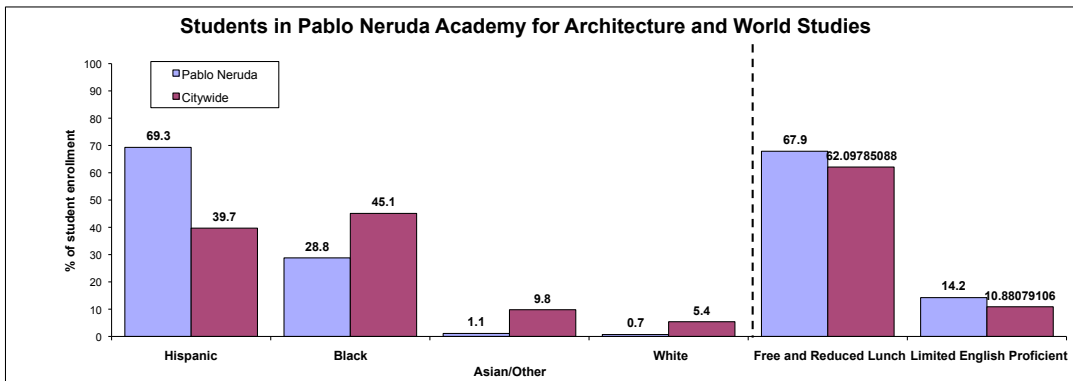
Student Attendance (04-05):

This School	Citywide
79.4%	82.5%

Average Teacher Days Absent:

This School	Citywide
8.7	9.6

Our School is predominately low income families of color.



Our school is overcrowded and under-resourced with inexperienced staff.

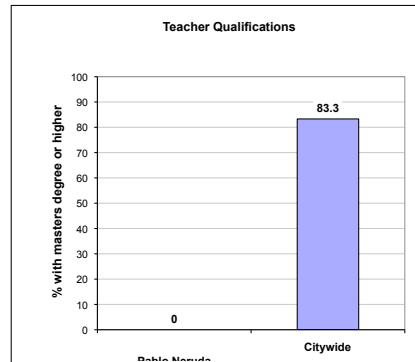
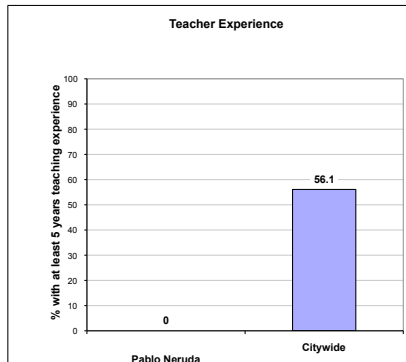
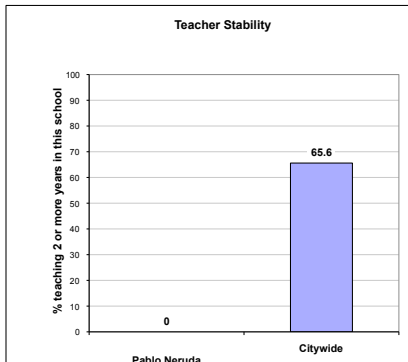
Average Spending per Student (04-05)

This School	Citywide
N/A	\$11,607

School Capacity

This School	Citywide
73.7	103.5

Teachers in Pablo Neruda Academy for Architecture and World Studies



* All data is from the 2005-06 school year, unless otherwise noted.

Recent Data on School for Community Research and Learning*

1980 LAFAYETTE AVENUE, BRONX, NY

The NYPD says that there are a lot of police department incidents, but most are non-criminal.

Police department incidents in the building:

	This school	This school, per 1000	Citywide, per 1000
# of violent crimes	3	0.8	0.9
# of property crimes	4	1	0.8
# of other crimes	31	7.8	7.5
# of non-criminal	133	33.5	19.2
total #	171	43.1	28.4

NOTE: No separate data is available for this school. Multiple schools are found at a single address, and the incident data have been consolidated so that the same data are reported for all those schools. These schools are: all schools on the Adlai E. Stevenson Campus.

However, suspensions continue to increase.

Suspensions (04-05):

	This school	This School, per 1000	Citywide, per 1000
	10	53.8	73.2

This leads to disengagement, as evidenced by low attendance.

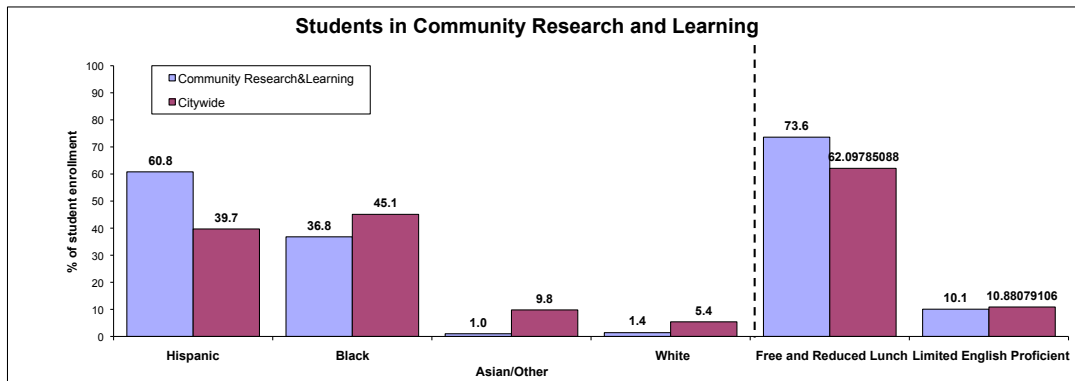
Student Attendance (04-05):

	This School	Citywide
	81.7%	82.5%

Average Teacher Days Absent:

	This School	Citywide
	6.4	9.6

Our School is predominately low income families of color.



Our school is overcrowded and under-resourced with inexperienced staff.

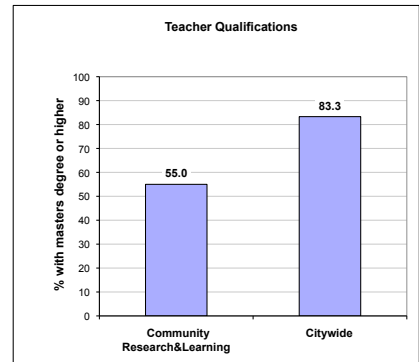
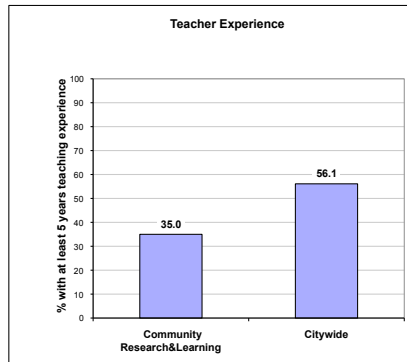
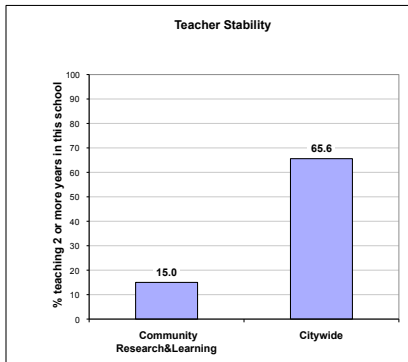
Average Spending per Student (04-05)

	This School	Citywide
	\$10,394	\$11,607

School Capacity

	This School	Citywide
	102.5	103.5

Teachers in Community Research and Learning



* All data is from the 2005-06 school year, unless otherwise noted.